

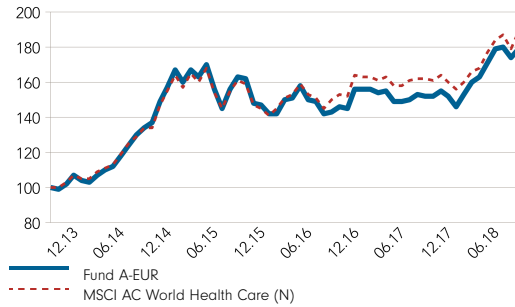
# Fidelity Funds - Global Health Care Fund

30 Nov 2018

## Fund Details

Fund Manager	Alex Gold
Reference Currency	EUR
Fund Size	EUR782m
Max. Sales Charge - Cash (On Net Investment Amount)	5.25%
Annual Management Fee	1.50%
Subscription Information	Cash: All share classes
Total No. of Positions	49

## Fund Performance (rebased to 100)



Performance is shown for the last 5 years (or since launch for funds launched within that period), rebased to 100.

## Top 10 Positions (%)

Company	Sector	Fund	Index
UNITEDHEALTH GROUP INC	Health Care	8.0	5.0
ABBOTT LABORATORIES	Health Care	6.4	2.4
MERCK & CO INC NEW	Health Care	5.4	3.9
ROCHE HOLDING LTD	Health Care	4.6	3.4
CSL LTD	Health Care	4.6	1.1
BOSTON SCIENTIFIC CORP	Health Care	4.2	1.0
JOHNSON & JOHNSON	Health Care	3.9	7.3
MEDTRONIC PLC	Health Care	3.9	2.4
STRYKER CORP	Health Care	3.4	1.1
THERMO FISHER SCIENTIFIC INC	Health Care	3.2	1.9

## Investment Objective

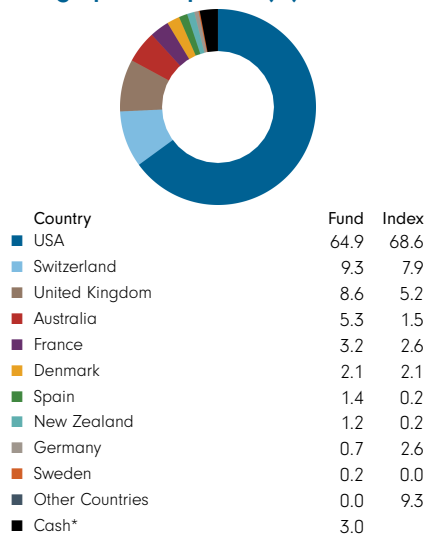
The Fund aims to provide investors with long-term capital growth, principally through investment in the equity securities of companies throughout the world which are involved in the design, manufacture, or sale of products and services used for or in connection with health care, medicine or biotechnology.

## Performance (%)

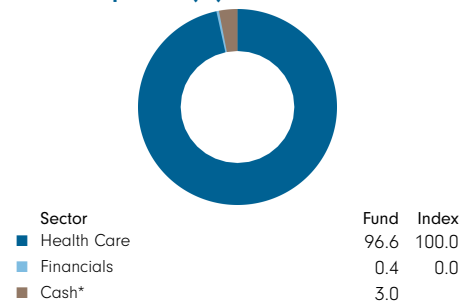
	YTD (cum)	1mth (cum)	3mth (cum)	6mth (cum)	1yr (ann)	3yr (ann)	5yr (ann)	Since Launch (ann)
A-EUR	18.0	3.2	0.4	11.8	17.7	3.3	12.4	4.4
With 5% sales charge	12.1	-2.0	-4.6	6.2	11.8	1.6	11.2	4.1
Index (EUR)	17.3	5.5	2.9	13.7	16.7	5.4	13.6	5.8
A-ACC-USD	11.2	3.3	-1.9	8.5	12.0	5.7	8.3	10.5
With 5% sales charge	5.7	-1.9	-6.8	3.1	6.4	3.9	7.2	9.5
Index (USD)	10.6	5.4	0.1	10.3	10.8	7.9	9.5	11.7

Source: Fidelity, NAV-NAV basis, in the respective currencies with dividends re-invested. Returns are annualised for periods greater than 1 year. Please refer to "Share Class Details & Codes" for the launch dates of the respective share classes.

## Geographical Exposure (%)



## Sector Exposure (%)



Certain unclassified items (such as non-equity investments and index futures/options) are excluded. \*Cash refers to any residual cash exposure that is not invested in shares or via derivatives

# Fidelity Funds - Global Health Care Fund

30 Nov 2018

## Measures

(A-EUR)	Fund	Index
Annualised Volatility (3 years) (%)	11.88	11.10
Beta (3 years)	1.01	-
Sharpe Ratio (3 years)	0.31	0.52
Price / earnings ratio (x)	27.2	22.4
Price / book ratio (x)	4.6	4.0
Active Money (%)	50.8	-

## Index

Market Index: MSCI AC World Health Care (N)

Index is for comparative purpose only. The same index is used in the positioning tables on this factsheet.

Index until 30 September 2006 was the FTSE Global Health & FTSE Global Pharmaceuticals with 5% Modified Cap Weighting Index. Thereafter Index is the MSCI AC World Healthcare Index.

## Share Class Details & Codes

Share Class	Launch Date	NAV	Bloomberg Ticker	ISIN
A-EUR	01 Sep 00	44.09	FIDHCFE LX	LU0114720955
A-ACC-USD	27 Mar 13	17.64	FFGHCAA LX	LU0882574055

A: distributing share class. A-ACC: accumulating share class. Distribution amount not guaranteed.

## Calendar Year Performance (%)

	2013	2014	2015	2016	2017
A-EUR	27.6	37.8	18.4	-10.3	4.3
Index (EUR)	29.9	34.5	18.4	-4.0	5.5
With 5% sales charge	21.2	31.0	12.5	-14.7	-0.9
A-ACC-USD	-	21.0	6.3	-12.7	18.8
Index (USD)	-	18.1	6.3	-6.8	20.1
With 5% sales charge	-	15.0	0.9	-17.1	12.9

Source: Fidelity, NAV-NAV basis, in the respective currencies with dividends re-invested. Sales charge may be levied by the distributor at its discretion. The stated returns will be reduced by the corresponding sales charge amount being levied by the distributor.

## Definition of Terms

Annualised Volatility is a measure of how variable returns for a fund or comparative market index have been around their historical average. Two funds may produce the same return over a period. The fund whose monthly returns have varied less will have a lower annualised volatility and will be considered to have achieved its returns with less risk.

Beta is a measure of a fund's sensitivity to market movement (as represented by a market index). The beta of the market is 1.00 by definition. A beta of 1.10 shows that the fund could be expected to perform 10% better than the index in up markets and 10% worse in down markets, assuming all other factors remain constant. Conversely, a beta of 0.85 indicates that the fund could be expected to perform 15% worse than the market return during up markets and 15% better during down markets.

Sharpe Ratio is a measure of a fund's risk adjusted performance taking into account the return on a risk-free investment. The ratio allows an investor to assess whether the fund is generating adequate returns for the level of risk it is taking. The higher the ratio, the better the risk-adjusted performance has been. If the ratio is negative, the fund has returned less than the risk-free rate.

Active Money is the sum of the fund's overweight positions (including effective cash) when compared to the market index.

A position combines all equity investments (including derivatives) linked to an issuing company. Derivatives are included on an exposure basis so they reflect the equivalent underlying shares needed to generate the same return. Geographic and sector breakdown tables are calculated using the positions methodology.

FIL Investment Management (Singapore) Limited [FIMSL] (Co. Reg. No.: 199006300E) is a responsible entity for the fund in Singapore. Prospectus of the fund is available from FIMSL or its distributors upon request. Potential investors should read the prospectus before investing. All views expressed and references to specific securities are included for illustration only, and should not be construed as an offer or recommendation. This document is for information only and does not have regard to the specific investment objectives, financial situation and particular needs of the person who may receive it. Potential investor should seek advice from a financial adviser before investing. If that potential investor chooses not to seek advice from a financial adviser, he should consider whether the fund is suitable for him. Past performance of the fund is not indicative of the future performance. Prices can go up and down. The value of the shares of the fund and the income accruing to them may fall or rise. Investors investing in a fund denominated in a non-local currency should be aware of exchange rate risk. The fund is not available to US citizens, residents or greencard holders. This advertisement has not been reviewed by the Monetary Authority of Singapore. Fidelity, Fidelity International, and the Fidelity International logo and F symbol are trademarks of FIL Limited.