

## Fidelity Funds - Asian High Yield Fund

### Investment Objective

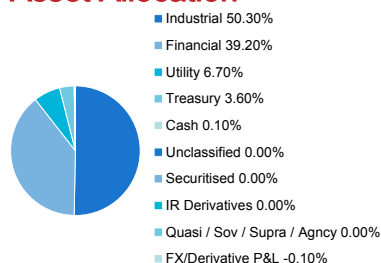
The Fund seeks a high level of current income and capital appreciation by investing primarily in high-yielding, sub investment grade securities of issuers that have their principal business activities in the Asian region. The fund will suit those investors seeking high income and capital appreciation and who are prepared to accept the risks associated with such investments. The debt securities in which the fund will invest in will be subject to high risk and will not be required to meet a minimum rating standard.

### Performance

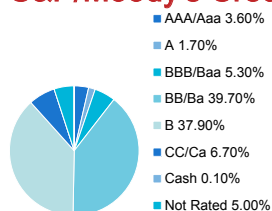
	3m(%)	6m(%)	1y(%)	3y(%)~	5y(%)~	Since Launch(%)*,~
Fund (Class A)#	-5.33	-3.35	9.65	-0.46	-	-1.40
Fund (Class A)##	-0.35	1.74	15.42	1.26	-	0.13
Index	1.03	5.01	18.25	6.45	-	5.44

### Portfolio Profile (As of 31/07/2010)

#### Asset Allocation



#### S&P/Moody's Credit Rating



#### Largest Holdings

ADARO INDONESIA 7.625% 22/10/2019 REGS	2.80%	HYNIX SEMICONDUCTOR 7.875% 27/06/2017 RE	2.30%
CITIC RESOURCES FINANCE 6.75% 15/05/2014	2.70%	GT 2005 BONDS 5% 21/07/2014	2.10%
BANK OF EAST ASIA 6.13% VRN PERPETUAL CP	2.60%	KAISA GROUP HOLDINGS 13.5% 28/04/2015 RE	2.10%
EVERGRANDE REAL ESTATE 13% 27/01/2015 RE	2.50%	TRUE MOVE 10.75% 16/12/2013 REGS	2.10%
BW GROUP 6.625% 28/06/2017 REGS	2.50%	SINO FOREST 10.25% 28/07/2014 REGS	2.00%

\*Date used in the since launch performance calculations is 28.01.10

As the Class A MDIST-SGD is incepted for less than 1 year, no performance numbers are available. The above performance numbers relate to Class A-ACC USD. All performance numbers in SG Dollar.

Source: Fidelity, NAV to NAV, in SGD and distributions re-invested.

# Net of sales charge 5%      ## Gross of sales charge 5%

~ Average annual compounded return for periods greater than 1 year

† Annual income (interest or dividends) divided by the current price of the security, net of fees and expenses.\*\* MDIST represents share class with monthly distribution of dividends. Dividends will be distributed for selected class of shares only and the amount of dividend is not guaranteed.

The benchmark for performance is the Merrill Lynch Asian Dollar Corporates High Yield Index

### Fund Details

Fund Manager	Bryan Collins
Launch Date(A Share)	28.01.10
Fund Size	SGD 1,333m
Denominated Currency	SGD
Launch Price (A Share)	S\$1.00
Share Class	Class A -MDIST** - SGD
Annual Management Charge	1.00%
Current Sales Charge	5%
Maximum Sales Charge	5.25%
Fund Modified Duration	N/A
Index Modified Duration	N/A
Running Yield†	N/A
Bloomberg Ticker (A Share)	FAHYAMS LX

This document has been prepared by FIL Investment Management (Singapore) Limited (Co. Reg. No.: 199006300E) which is the responsible entity for the fund(s) in Singapore. All views expressed in this document are those of Fidelity International. This document does not constitute an offer or solicitation to any person in any jurisdiction in which to make such an offer or solicitation may be unlawful. The prospectus of the fund(s) is available and obtainable from Fidelity International or its distributors upon request. Potential investors should read the prospectus before deciding whether to subscribe for or purchase shares of the fund(s). Potential investors may wish to seek advice from a financial adviser before making a commitment to purchase shares of the fund(s). In the event that a potential investor chooses not to seek advice from a financial adviser, he should consider whether the fund(s) in question is suitable for him. Past performance of the manager and the fund(s) and any forecasts on the economy, stock market, bond market or the economic trends of the markets which are targeted by the fund(s) are not necessarily indicative of the future performance. Prices can go up and down. The value of the shares of the fund(s) and the income accruing to the fund(s), if any, may fall as well as rise. Mutual funds/unit trusts are not available to US citizens, residents or greencard holders. Fidelity, Fidelity International and Fidelity International and pyramid logo are trademarks of FIL Limited.

## 富达基金 - 亚洲高收益基金

### 投资目标

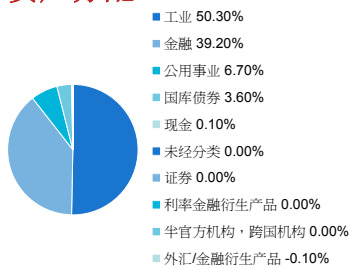
基金主要透过投资于在亚洲地区进行主要业务活动的公司所发行的高收益但未达投资级别之证券，以取得高水平的流动性收益及资本增值。基金适合寻求高收益及资本增值，并准备承担这类投资所附带之风险的投资者。基金主要投资于高风险及毋须符合最低评级标准的债务证券。

### 基金表现

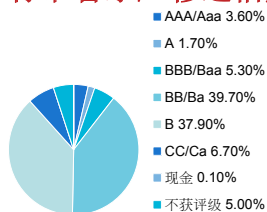
	3个月(%)	6个月(%)	1年(%)	3年(%)~	5年(%)~	自推出以来(%)*,~
基金 (A股) <sup>#</sup>	-5.33	-3.35	9.65	-0.46	-	-1.40
基金 (A股) <sup>##</sup>	-0.35	1.74	15.42	1.26	-	0.13
指数	1.03	5.01	18.25	6.45	-	5.44

### 投资组合 (截止 31/07/2010)

#### 资产分配



#### 标准普尔/ 穆迪信用评级



#### 持有量最多之公司或债券

ADARO INDONESIA 7.625% 22/10/2019 REGS	2.80%	HYNIX SEMICONDUCTOR 7.875% 27/06/2017 RE	2.30%
CITIC RESOURCES FINANCE 6.75% 15/05/2014	2.70%	GT 2005 BONDS 5% 21/07/2014	2.10%
BANK OF EAST ASIA 6.13% VRN PERPETUAL CP	2.60%	KAISA GROUP HOLDINGS 13.5% 28/04/2015 RE	2.10%
EVERGRANDE REAL ESTATE 13% 27/01/2015 RE	2.50%	TRUE MOVE 10.75% 16/12/2013 REGS	2.10%
BW GROUP 6.625% 28/06/2017 REGS	2.50%	SINO FOREST 10.25% 28/07/2014 REGS	2.00%

\*日期用在基金自推出以来表现是28.01.10

由于A股-每月派息类别（新加坡元）成立不足一年，故未能提供表现数据。上述为A股 - 累积类别（美元）的表现数据。所有表现数据均以新加坡元计算。

资料来源：富达，以资产净值及新加坡元计算，并将股息盈利再作投资。

<sup>#</sup> 扣除认购费 5%

<sup>##</sup> 无扣除认购费 5%

<sup>~</sup> 以复合计算之每年平均回报多于一年期

\*\*每月派息代表每月派息的股份类别。该股份类别只可透过指定的中介人认购。仅有部份股份类别分派股息，而股息额将不获保证。

<sup>†</sup> 将债券现时年度利息金额除以债券价格，以年率计算的回报率，并已扣除所有费用及开支

基金表现以美林亚洲美元企业高收益指数为比较基准。

### 基金资料

基金经理	Bryan Collins
推出日期 (A股)	28.01.10
基金资产	SGD 1,333m
报价货币	SGD
推出价 (A股)	S\$1.00 (新加坡元)
股票类别	A 股 - 每月派息** - 新元
每年管理费	1.00%
认购费	5%
最高认购费	5.25%
基金修正存续年期	N/A
指数修正存续年期	N/A
现时孳息率 <sup>†</sup>	N/A
彭博代码 (A股)	FAHYAMS LX

本文由富达投资（新加坡）有限公司（Co. Reg. No. : 199006300）提供，亦是在新加坡负责该基金之个体。本文所述的意见皆为富达的见解。本文并非向投资者提出投资基金单位之邀请或建议，而有关投资邀请或建议于任何司法地区皆可视为不合法。基金的说明书已推出，公众可依需求向富达或认可分销商索取。投资者作出任何认购前应细阅基金说明书。投资者在投资前应徵询理财顾问的意见。若投资者选择不向理财顾问征询意见，应仔细考虑该基金是否合适。基金经理及基金的过往表现，及对基金欲投资的经济、股票/债券市场，或市场整体经济走向的预测，不可视为日后业绩的指引。价格可上升，亦可能下跌。基金的股份价值及其所提供的收入（若有），可上升亦可下跌。上述互惠基金/信托单位不接受美国公民，居民或绿卡持有人认购。[富达]及其标志均为Fidelity International Limited的商标。